

Connect2Work

**Setup your
personal device**



Android

Please read before enrolment!



The enrolment process can be performed while the device is charging.



The enrolment process may take between 15-30 mins and requires access to mobile internet data. This can be done using the 3G / 4G / 5G data on the SIM card. Please do not use the Endeavour Foundation Corporate or Guest Wi-Fi.

As part of Endeavour Foundation's data security measures, you will be required to setup an access (PIN) code for the device. You will need to nominate a 4-digit code during the process.



Whilst these instruction steps are for new Android devices, they can be loosely followed for older Android devices less than 4 years old.



You will need to enter your Endeavour Foundation username and password a few times when prompted. This is normally your Endeavour Foundation email address but contact ICT Service Desk on 1300 742 212 to confirm if you are unsure!

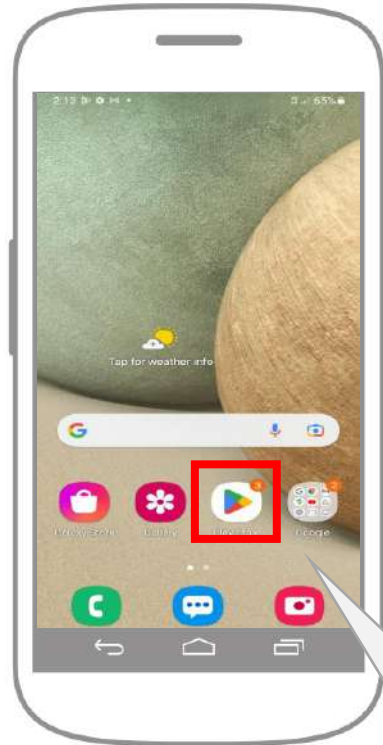
Step by Step Instructions

Need assistance? Contact ICT Helpdesk on 1300 742 212

Step	Instructions
1	Open the Google Play Store
2	Search for ' Company Portal ' and tap ' Install '
3	Once downloaded tap ' Open '
4	Tap ' Sign In '
5	Enter your Endeavour Foundation username (could be firstname.surname@endeavour.com.au or lastnameinitial@endeavour.com.au) and tap 'Next'
6	Enter your Endeavour Foundation credentials (username and password) and tap ' Sign In '
7	Complete Multi-Factor Authentication (MFA) step (if applicable)
8	'Company Access Setup' – tap ' Begin '
9	Review 'We care about your privacy' screen and tap ' Continue '
10	Review 'Set up a work profile screen' message and tap ' Agree '
11	'Company Access Setup' – tap ' Continue '
12	'Choose the best category for this device' – tap ' Endeavour Foundation Android Devices ' and click ' Done '
13	'Company Access Setup' – tap ' Continue '
14	'Update device settings' screen – update any security requirements necessary
15	'Confirm Device Settings' once settings have been updated
16	'You're all set!' – tap ' Done '
17	'Your new work setup' – tap ' Got it '
18	Swipe up from the home screen and you will see a 'Personal' and 'Work' Environment and the device will start to download work applications – please note, this may take a few minutes
19	Use the Google Play Store to download more Endeavour Foundation managed applications
20	Device is now ready to use!

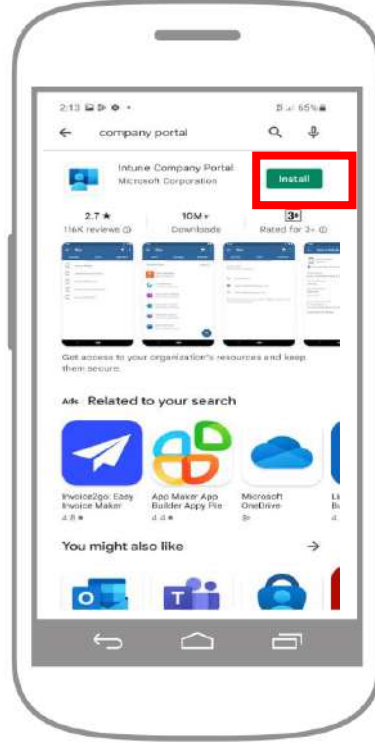
1

Open the **Google Play Store** (which may or may not be on your home screen)



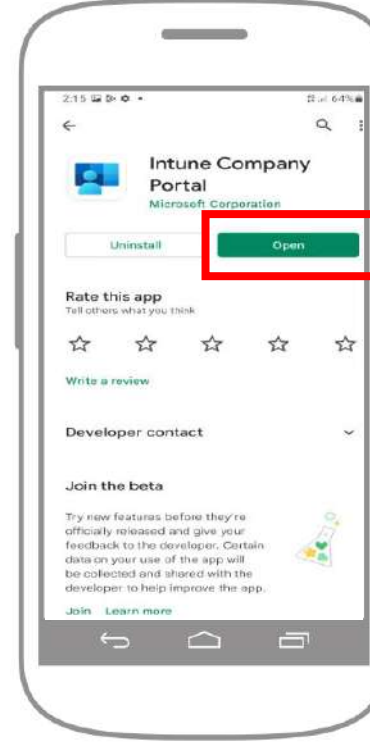
2

Search for '**Company Portal**' and tap '**Install**'




3

Once downloaded tap '**Open**'



4

Tap '**Sign In**'



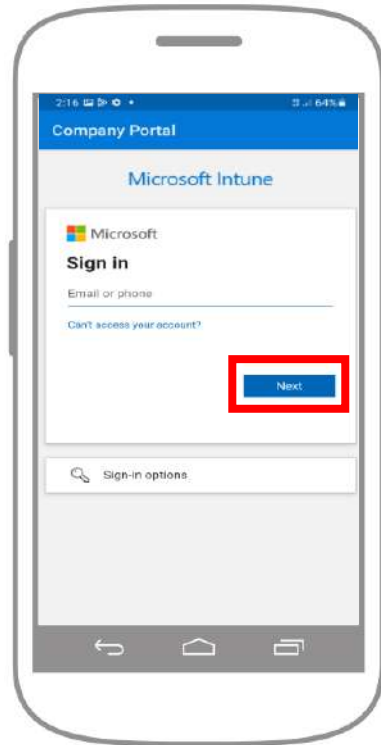
Please note!

The Google Play Store icon may not be on your home screen - swipe up and search to find the app.



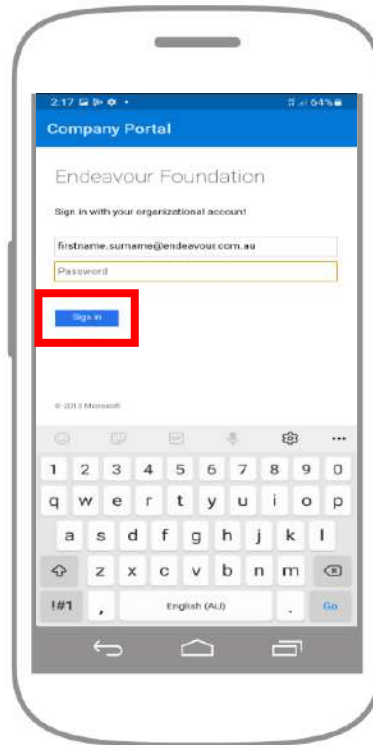
5

Enter your **Endeavour Foundation Username** and tap **'Next'**



6

Enter your **Endeavour Foundation credentials**



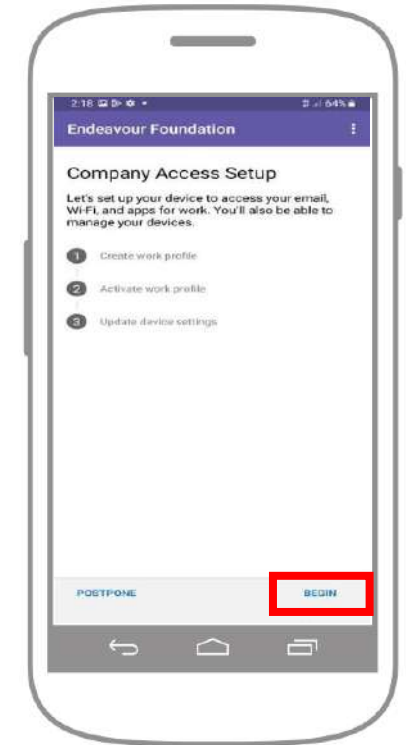
7

Complete **MFA** step if applicable



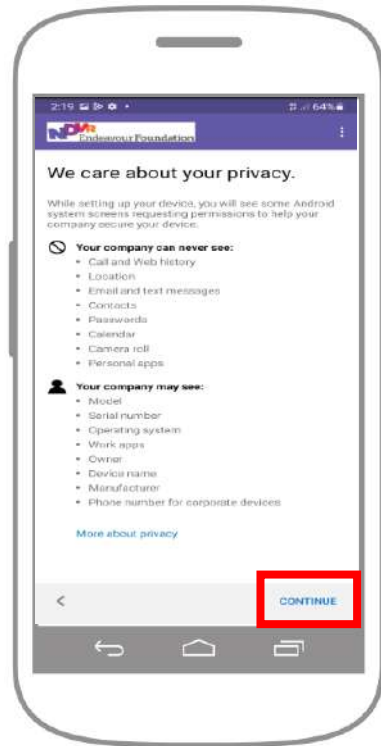
8

Tap **'Begin'** under **'Company Access Setup'**



9

Review 'We care about your privacy' and tap '**Continue**'



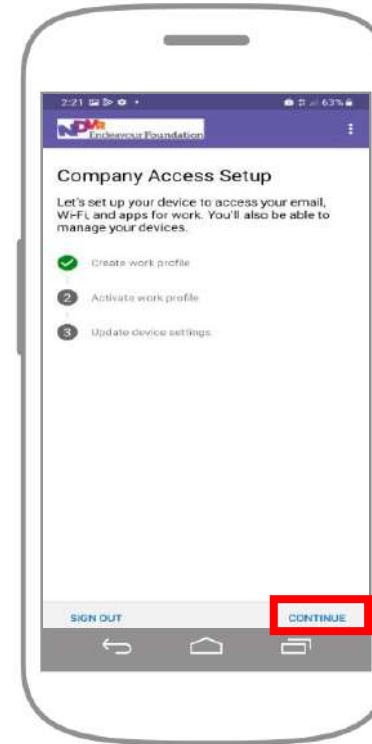
10

Review 'Set up a work profile screen' message and tap '**Agree**'



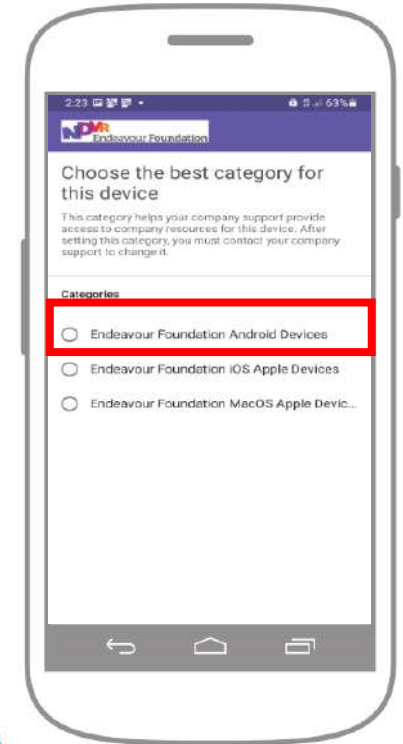
11

Tap '**Continue**' on 'Company Access Setup' screen



12

Select '**Endeavour Foundation Android Devices**' and click '**Done**'



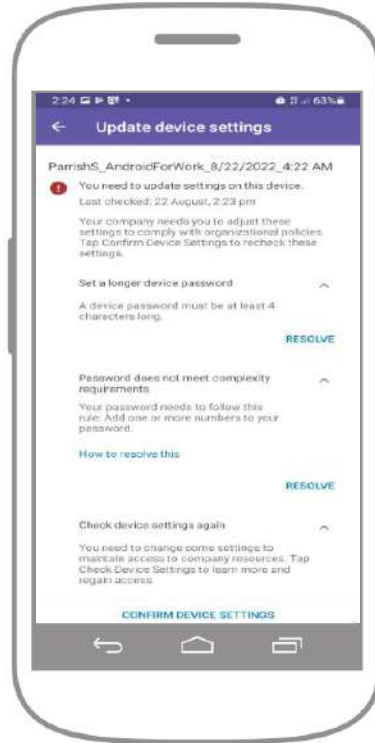
13

Tap '**Continue**' on 'Company Access Setup' screen



14

Update any security requirements on 'Update Device Settings' screen



15

Tap '**Confirm Device Settings**' once settings are updated



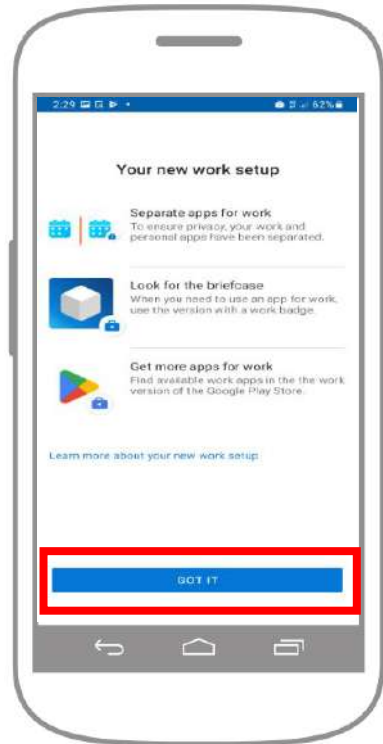
16

Tap '**Done**' under 'You're all set' screen



17

Tap '**Got it**' under 'your new work setup' screen



18

Swipe up from the home screen and you will see '**Work**' and '**Personal**'




19

Use Google Play Store within '**Work**' to download more Endeavour Foundation Applications



20

Your device is now ready to use for work!



Please note!
Apps might take a few minutes to download

Please note!
Endeavour Foundation will **not** cover the cost of premium application versions outside of the Connect2Work platform

